

IT Support - what is the purpose of ECG IT services?

Welcome to the IT Support

Inhalt	Unterseiten
<ul style="list-style-type: none">• Welcome to the IT Support<ul style="list-style-type: none">◦ Our Vision◦ Our Mission• It's easy ...• Find known issues in the ticker<ul style="list-style-type: none">◦ You may help us to help you• Instructions and solutions here in the wiki<ul style="list-style-type: none">◦ Still getting stuck despite reading the instructions?• How does it work "in the background"?<ul style="list-style-type: none">◦ How can I access JIRA?◦ An example (currently still german)	<ul style="list-style-type: none">• ECG Portal - Our Online Services• Choosing a new password - The password reset process• Login problems• Wiki Guide<ul style="list-style-type: none">◦ Wiki Workshop 19.12.2022• Search Wiki• Support-Tickets in JIRA• Manuelle Abonniierung der Newsletter per Mail• Gemeinwohl-orientierte IT-Werkzeuge• Internal organization• Language Versions of Wiki pages



This page hasn't been reviewed fully for some time. As of march 2024 the German Version is reviewed and mprobably is already more actual than the English one. Thus the page might appear a little like a puzzle with some alien parts... (most in IT support work voluntarily)

The Support Team looks forward to hearing from you.



**Bernhard
Bauer-Ewert**



**Franco
Pezzolla**



Karlotta Ahrens

Email: it-support@ecogood.org

Please report **one** issue in **one** email

Our Vision

- to offer IT support for the ECG movement that promotes the common good in accordance with our values

Our Mission

to give you, the active people in the movement,

- the best possible tools
- the best possible support in using them

It's easy ...

To [send](#) your request to us: simply write an email to it-support@ecogood.org

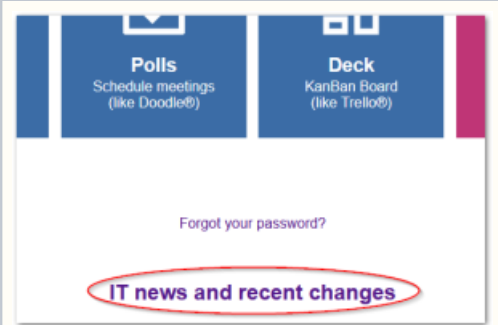
This mail runs in our task management system JIRA and becomes a **ticket**, which can then be processed by us supporters (more on this below).



Find known issues in the ticker

perhaps you find an announcement concerning a current issue via [my.ecogood.org!](https://my.ecogood.org/)

Thus you might save us some work by getting the needed information there!



You may help us to help you

In order to get your solution **faster** and from **good-motivated** supporters:

Please invest a few minutes to make your request understandable straight away - and save us all avoidable additional work through guesswork, incorrect analyzes, requests, etc.

Here are the most important points in brief:

Ask yourself before writing	<ul style="list-style-type: none"> Do I really have a support case? Or is it actually a requirement ? For requesting new features please refer to IT - Dashboard - planned IT activities Did I already search for a solution here in the wiki ? (more on this below)
When you send email	<ul style="list-style-type: none"> Address only to it-support@ecogood.org <ul style="list-style-type: none"> Addressing IT people additionally in CC will cause extra work (due to parallel processing) (Setting your own people in CC is fine, they will) Write a meaningful subject (Titles as "Please help me urgent" or "I have various Problems" are not helpful for us) Clear problem description - ask yourself these questions: <ul style="list-style-type: none"> What have I done? What result would I have expected? What happened instead? Helpful: Screenshots (a picture is worth a thousand words - so you will save time explaining the issue) Helpful: Links - this is the quickest way to find the right place
Working on the solution	<p>If you have a request or additional info to this topic, make sure to add id to this ticket by just answering</p> <ul style="list-style-type: none"> your own sent mail or a notification mail from JIRA <p>If you send a new email about the same problem, an additional ticket will be created and someone will start over or have additional effort to merge the topics.</p>
Reporting a new issue	On the other hand - if you recognize a new problem, please don't answer to an ancient E-Mail but start a new support project



The trick is the **quote of the case-ID in the email subject**: if the subject contains a string "SUPPORT-1234" its content will be added to a support case (also called "ticket") with exactly this ID. If it is an ancient support case with an endless protocol all will be displayed again on our screen and will steal the focus from the new problem.

Find more details on this in the following sections.

Instructions and solutions here in the wiki

We try and document solutions for the most common problems. Once you are reasonably familiar with the structure of the wiki (it's not always easy!), you will probably find what you are looking for.

Still getting stuck despite reading the instructions?

Contact us via email it-support@ecogood.org

We ask you to note the following (so that it remains easy for us all):

	Good example	Not helpful
Choose a short but clear title (subject)	"New account creation for Max Müller" "Login problems as editor on the website"	"Account" What is the problem with the account? "Login problem" where can I not log in? (Mail, Wiki, website as user, website as editor, ...) "[it-support] Fwd: Fwd: [it-hub-support] Jira has not read mail to account-admin" That is very long, and there are probably many previous mails attached that are not really needed for the ticket
Describe in the text everything that belongs to the problem (but if possible only that and no more)	<ul style="list-style-type: none">• steps to reproduce• current behaviour• expected behaviour	
Report only one problem per email or ticket	One mail: " <i>Establishment of regional group xy</i> " One mail: " <i>Application GWÖ account for abc</i> " One mail: " <i>Application GWÖ account for def</i> " One mail: " <i>Application GWÖ account for ghi</i> " One mail: " <i>Set up mailing list</i> "	Just a mail with all these topics from the left column together. We can not work through the topics individually, which that can lead to significant delays.

⚠ If you would like to contact a specific person from support, please write to the central support address anyway so that someone else from the team can give you prompt assistance in the event of absence or overload.

How does it work "in the background"?

All inquiries by email to it-support@ecogood.org automatically generate a "ticket" in our task management system *JIRA* . Alternatively, you can log into JIRA via the [ECG portal](#) and create the ticket there, but the user interface takes getting used to.
The task management system has the advantages that

- we can flexibly process inquiries in the team and
- As a questioner, you can follow the processing

All events in the ticket that are important to you **trigger an email to you** .
You will be automatically informed when your problem has been solved or when there is a question.

You can send your answer to a question you have received from JIRA **directly by email**.

If the subject of your email contains the ID of the ticket (*SUPPORT-123*), then this email will also be included in the log (in the JIRA case).
Otherwise a **new** case will be created and the matter will be **confusing**.

How can I access JIRA?

If you submit your support request with your Ecogood e-mail address, you will also have access to JIRA with the access data of this e-mail account and you can follow the processing of the request there. To use Jira, please read the [instructions](#) in the wiki.

If you send a request from a private e-mail address (perhaps because you do not yet have an [ECG account](#)), you will have **limited access** to JIRA and can also observe your own case there.

In any case, you will automatically receive a notification from Jira with a link to the log of your case.

An example (currently still german)

Bist du in Jira angemeldet (Login), so kannst du dort das Protokoll zu Deinem Ticket finden. Die Abbildung zeigt einen Auszug - den Kopf des Protokolls:



ECG / ECG-426

Testfall für Dokumentationszwecke: muss nicht bearbeitet werden!

Bearbeiten

Kommentar

Zuweisen

Weitere Aktionen ▾

Task schliessen

Task beauftragen

▼ Details

Typ:

☒ ToDo

Status:

NEU (Arbeitsablauf anzeigen)

Priorität:

↑ Medium

Komponente(n):

Keine

Stichwörter:

Keine

▼ Beschreibung

wie ist das denn, wenn ich eine Support-Anfrage persönlich an Jürgen schicken will?

Liebe Grüsse

Bernhard

—

▼ Anhänge



Dateien zum Anhängen ablegen oder durchsuchen.

▼ Aktivität

Alle

Kommentare

Änderungshistorie

Aktivität

▼ Bernhard Bauer-Ewert hat einen Kommentar hinzugefügt - Vor 6 Minuten - **bearbeitet**

Grüss dich Bernhard!

Deine Anfrage an it-support@ecogood.org landet immer im Task-Management-System Jira. Hier wird, wie du oben siehst, der Text deiner Anfrage zitiert. Das Support-Team im AKIT (it-hub) sichtet die "tickets" permanent und bemüht sich um schnelle und Ziel-führende Bearbeitung! Du kannst als Ersteller*in des tickets selbst im Protokoll schreiben und solltest hier schliesslich die Lösung deines Problems finden.

Alternativ kannst Du auch über die E-Mail-Nachricht, die Du nach jeder Bearbeitung des Tickets automatisch aus Jira erhältst, auf das Ticket zugreifen, indem Du einen weiteren "Kommentar" - Deine Antwort - schreibst. Dieser erscheint am vorläufigen Ende des Protokolls. Hier ist ein Auszug der automatische E-Mail aus Jira nach einer erneuten Bearbeitung (grün hinterlegt) eines "Kommentars" im "Ticket" gezeigt:

Betreff **[JIRA] (ECG-426) Testfall für Dokumentationszwecke: muss nicht bearbeitet werden!**

07:27

An bernhard@bauer-ewert.de ★



Um Ihre Privatsphäre zu schützen, hat Thunderbird von außen stammende Inhalte in dieser Nachricht blockiert.

[Einstellungen](#)



Bernhard Bauer-Ewert hat einen Kommentar auf [ECG-426](#) bearbeitet ✓

Betreff: Testfall für Dokumentationszwecke: muss nicht bearbeitet werden!

Grüss dich Bernhard!

Deine Anfrage an [it-support@ecogood.org | <mailto:it-support@ecogood.org>] landet immer im Task-Management-System Jira. Hier wird, wie du oben siehst, der Text deiner Anfrage zitiert. Das Support-Team im AKIT (it-hub) sichtet die "tickets" permanent und bemüht sich um schnelle und Ziel-führende Bearbeitung! Du kannst als Ersteller*in des tickets selbst im Protokoll schreiben und solltest hier schliesslich die Lösung deines Problems finden.

(!)HINWEIS: du bekommst eine E-Mail-nachricht aus Jira, sobald jemand deine Anfrage (das "ticket") bearbeitet und kannst unmittelbar auf diese E-Mail antworten. Deine Antwort wird als neuester "Kommentar" (ganz unten) dem ticket angefügt. Alternativ kannst du dich in Jira einloggen und regulär dort "kommentieren" - also uns eine weitere Mitteilung geben(!)

Der Betreff deiner E-Mail wird zum Titel des tickets. Hier: "Testfall für Dokumentationszwecke: muss nicht bearbeitet werden!"

Die E-Mail hat am Ende eine Schaltfläche, mit der Du das Ticket direkt in Jira aufrufen und dort antworten (= Kommentar hinzufügen) kannst!



[Kommentar hinzufügen](#)



Diese Nachricht wurde von Atlassian Jira übermittelt (v7.12.3#712004-sha1:5ef91d7)



Atlassian logo

So sieht das Eingabefeld für Deinen neuen Kommentar aus:

Bernhard (so ein Zufall, dass wir gleich heißen 😊)

Kommentar

Stil ▾


B


I


U


A ▾


~~A~~ ▾


 ▾


 ▾

 ▾



 ▾

 ▾

 ▾



Visuell Text

Hinzufügen

Abbrechen

Das Schreiben funktioniert ähnlich wie in einer vereinfachten Textverarbeitung oder bei HTML-E-Mail