

Start a new Local Chapter

[< Back to "Local Chapter Guide"](#)




Content	Subpages
<ul style="list-style-type: none">Steps to create a Local Chapter	

Creating an ECG Local Chapter is an important first step in helping create a global citizen's movement. A Local Chapter brings citizens, businesses and other organizations together to help fulfil the vision of the Economy for the Common Good.

Steps to create a Local Chapter

1. [Check our Web Site](#) to make sure there is not already a Local Chapter in your area.
2. Find a group of people willing to commit to helping create a chapter and encourage them to sign up as [members of an ECG association](#).
3. Once you have four people in your group who are members of an ECG association, you can sign up as a Local Chapter.
4. Send your application to International Reception (international@ecogood.org).

You can download the Official ECG Application for Local Chapters here in different languages:

ENGLISH	GERMAN	SPANISH
<div> Application_Loc...Chapter EN.docx</div>	<div> Antrag_Local_Chapter DE.docx</div>	<div> Aplicación_Loca...Cl</div>